

# SOLAR RAIL LITE – 7"

MODEL: LL-SRL



## Solar Rail Lite

MODEL: LL-SRL

Lake Lite's **Solar Rail Lite** is the most advanced, powerful, robust solar light available. Patent-Pending magnet technology allows users to easily adjust between 7 brightness levels to meet seasonal performance expectations. The downward-shining LED is concealed from view during the day but provides an elegant ambient glow at night. Perfect for lighting up walkways, stairs, boardwalks, dock surfaces, seawalls, or dock pilings.

Tired of replacing solar lights every year? No worries! Lake Lite's Solar Rail Light is made to last! Durable die-cast aluminum construction, advanced lithium phosphate battery (included), fully waterproof IP -68 electronics, and tempered glass laminated solar panel ensure extraordinary service life. The 7" *Solar Rail Light* is easily mounted in seconds!



4-Season Rated

IP68

Water Proofing



PATENTS PENDING



Copyright Protected Design



### LIGHT CHARACTERISTICS

Light Source	1-Ultra-High intensity Cree Brand LED
Lumens output	15-80 Lumens *Varies with Color & Settings & Power Setting
Available & Changeable LED Colors	White, Sea Turtle Amber, Blue
Light Mode Options	Constant
Visible Range	50m-500m+ Depending on Settings
Horizontal Output (degrees)	140 Deg.
Vertical Divergence (degrees)	90 Deg.
LED Life Expectancy (hours)	> 100,000 hrs

### ELECTRICAL CHARACTERISTICS

Circuit Protection	Integrated
Nominal Voltage (v)	3.2v
Autonomy (hours)	8-38 hrs *On full Charge
Temperature Range	-10 to 70 C

### SOLAR CHARACTERISTICS

Solar Module Type	Monocrystalline
Power (watts)	1.0w
Solar Module Efficiency (%)	17-18%

### POWER SUPPLY

Battery Type	High Capacity LiFePo4
Battery Cells	1pcs LiFePo4
Battery Capacity (mAh)	1400mA
Nominal Voltage (v)	3.2v
Battery Service Life	3-6 years (Varies with local Environment)
Battery Service Access	Yes: User Changeable / Replaceable

### PHYSICAL CHARACTERISTICS

Body Material	Marine Grade Aluminum + Liquid Magni
Lens Material	NA – No Lens
External Lens Design	NA – No Lens
Internal Lens design	NA – No Lens
Waterproof Rating	IP 68
Mounting	Fits Any Flat surface edge with 1-1/2"
Height	72mm
Width / Diameter	183mm
Weight	2 lbs

### OPTIONS

Custom Options, Sizes, & Colors	Please Contact
Custom Hardware & Mounting	Please Contact

\* Information subject to change without notice



Lake Lite Inc.  
100 Industrial Dr.  
Avilla, IN 46710

Phone: 260-918-2758  
E-mail: sales@lakelite.com  
Web: www.lakelite.com

# SOLAR RAIL LITE – 7”

MODEL: LL-SRL



**Caution! When plugging battery connectors together, align notches before connecting both connectors. Failure to do so could result in permanent damage to the light.**

## Battery Information

### LiFePo4 Type Battery:

**Volts: 3.2v Cell Size: 18650E Capacity: 1400mA**

**DO NOT USE:** standard 1.2v NiMh or NiCd type Rechargeable batteries, or they will be damaged!



### BATTERY MAINTENANCE



**For prolonged storage when not using the product please follow these procedures.**

1. Charge Batteries inside product on sunny day
2. Before Nightfall open your light and FULLY Disconnect the battery from the product
3. Store Battery and Product in warm/dry location.
4. **Note:** Batteries can be damaged from sub-zero temperatures when not in use.



**CAUTION: PLEASE KEEP OUR ENVIRONMENT CLEAN! BATTERIES MUST BE RECYCLED OR DISPOSED OF PROPERLY.**

## Mounting Hardware Suggestions – Not Included

Mount Type	Hardware	Stainless Steel Recommended
No Through Hole	Suitable Screws for Wood/Concrete Etc.	
Through Hole	Suitable bolts , nuts, & washers for application, (wood/metal/etc.)	




Lake Lite Inc.  
100 Industrial Dr.  
Avilla, IN 46710

Phone: 260-918-2758  
E-mail: [sales@lakelite.com](mailto:sales@lakelite.com)  
Web: [www.lakelite.com](http://www.lakelite.com)

# SOLAR RAIL LITE – 7”

MODEL: LL-SRL




1

Remove the battery cover from the bottom of the light.  
***The battery is not connected when shipped.***




2

Connect battery with identical clear wire inside.



3

Connect the Light Cover: NOTE make sure to align the connector notches and red/black wire colors when plugging the two sides together.



Tuck all wires under the silicone pad

**IMPORTANT:** TAKE CARE and ensure no wires are between the silicone pad and the edges.

4

Place the silicone pad in place and tuck all wires so they do not interfere with the silicone pad. The pad needs to make a tight seal around the edges of the product.



Lake Lite Inc.  
100 Industrial Dr.  
Avilla, IN 46710

Phone: 260-918-2758  
E-mail: [sales@lakelite.com](mailto:sales@lakelite.com)  
Web: [www.lakelite.com](http://www.lakelite.com)



# SOLAR RAIL LITE – 7"

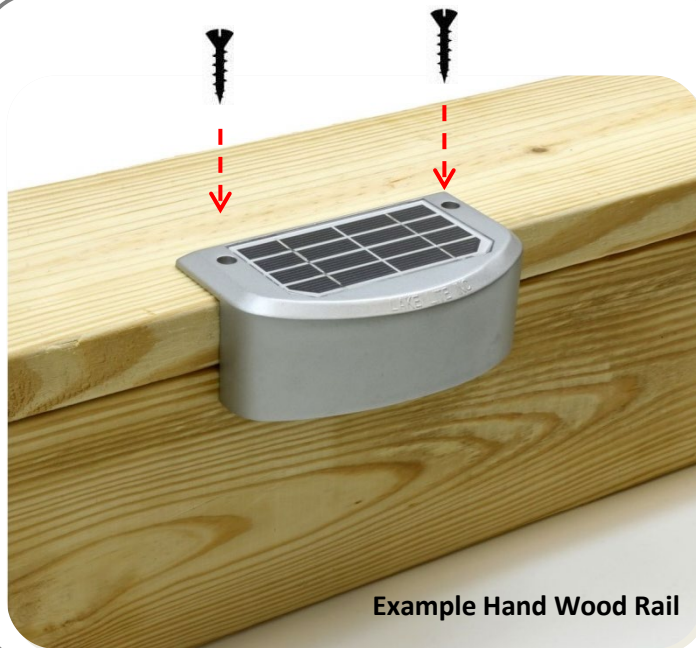
MODEL: LL-SRL



NOTE: Gently start the screws to ensure the threads catch. You may also turn them in reverse and then forward to catch the threads safely.

5

Place the cover in position and use the provided 5 screws to secure the cover to the light fixture. Tighten them loosely first then tighten them fully.



Example Hand Wood Rail

6

Mount the light to suitable surface edge or corner. Use provided Screws or use your own suitable screws, bolts & nuts to fit your material and application requirements.

## Power Setting

## \* Run Times

100%	6-8 hrs
80%	7-9 hrs
65%	10-12 hrs
50%	13-14 hrs
35%	15-17hrs
20%	17-22 hrs
OFF	OFF
Holding for 5-seconds	Changes LED color

7

\* **Note:** Run times will vary significantly based on factors such as; Sun Exposure, Season, Geographic Location, Shading, Installed Location/Position, Battery Condition, Brightness Setting, etc... The following run times should only be used as a general reference and are not guaranteed. Consider your local environment.

## CHANGING BRIGHTNESS LEVELS

Wave the magnet over the solar panel at night until you find the activation area which changes the brightness level.

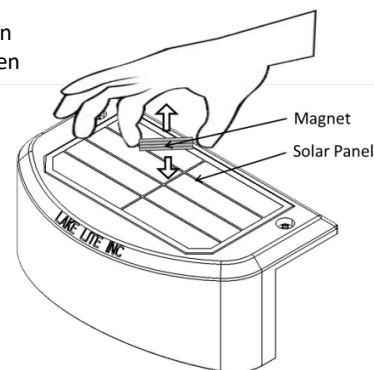
Make a quick up & down motion over this area to change between brightness levels and OFF.

**NOTE:** moving too slowly may activate the magnet switch multiple times going through multiple levels at once. A quick motion will help!

## CHANGING LED COLORS

Hold the magnet over the activation area for 5 seconds until the LED color changes

## NEW MAGNET SWITCH OPERATION



8

Change brightness/power level at night by waving the magnet over the solar panel

Holding the magnet for 5-seconds in the activation area will change to the next LED color. You may then change between brightness/power levels on that LED color.



Lake Lite Inc.  
100 Industrial Dr.  
Avilla, IN 46710

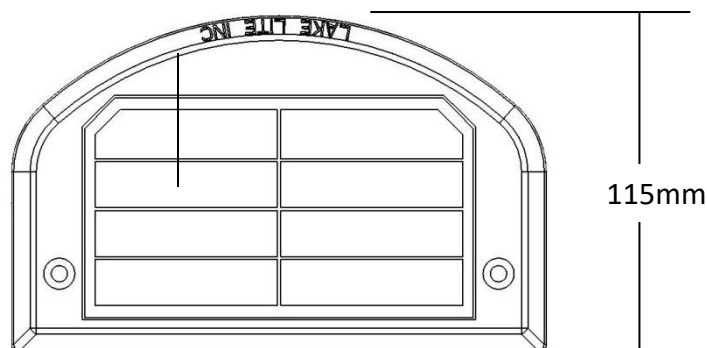
Phone: 260-918-2758  
E-mail: sales@lakelite.com  
Web: www.lakelite.com

# SOLAR RAIL LITE – 7"

MODEL: LL-SRL



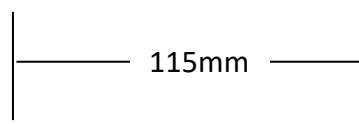
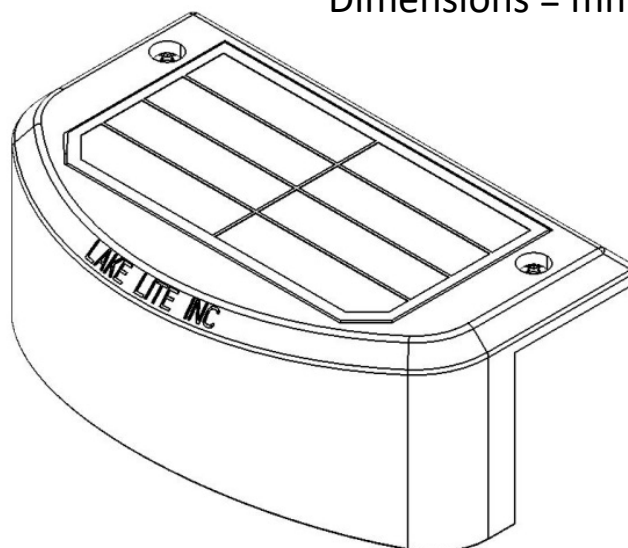
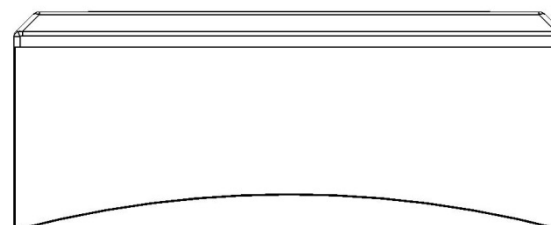

Dimensions = mm



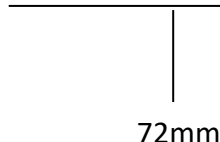
115mm



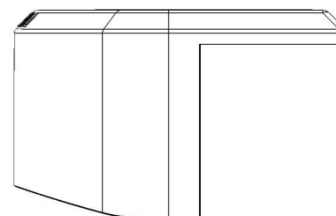
183mm



115mm



72mm



11mm

## Owner Registration Card

Please fill out and affix proper postage and return this owner registration card **within 10 days** to ensure that your new Solar Rail Lite is covered by the limited warranty.

Purchaser's Name \_\_\_\_\_

Address \_\_\_\_\_

State \_\_\_\_\_ Zip \_\_\_\_\_

Purchase Date: \_\_\_\_\_ Number of Lights: \_\_\_\_\_

Where Purchased (Store Name): \_\_\_\_\_

Model No. LL-SRL

UPC No. Varies On Different Models

Lake Lite Inc.  
100 Industrial Dr. Avilla, IN 46710

## Lake Lite Inc. 1-Year Limited Warranty

The retailer warrants the Solar Lights to be free from defects in workmanship and material present at time of shipment from the factory for a period of one year after the date of purchase by the original purchaser. We agree to correct such defects without charge or at our option replace with a comparable or superior model if the product is returned to the retailer. To obtain warranty service, you must present a copy of the receipt as proof of purchase. All costs of removing and reinstalling the product are your responsibility. Damage to any part such as by accident or misuse or improper installation or by affixing any accessories, is not covered by this warranty. There is no other express warranty. The retailer hereby disclaims any and all warranties, including but not limited to, those of merchantability and fitness for a particular purpose to the extent permitted by law. The duration of any implied warranty, which cannot be disclaimed, is limited to the time period as specified in the express warranty. Some states do not allow limitation on how long an implied warranty lasts, so the above limitation may not apply to you. The retailer shall not be liable for incidental, consequential, or special damages arising out of or in connection with product use or performance except as may otherwise be accorded by law. Some states do not allow the exclusion of incidental or consequential damage, so the above exclusion or limitation may apply to you. This warranty gives specific legal rights, and you may also have other rights, which vary from state to state. This warranty supersedes all prior warranties.



Lake Lite Inc.  
100 Industrial Dr.  
Avilla, IN 46710

Phone: 260-918-2758  
E-mail: sales@lakelite.com  
Web: www.lakelite.com